NSC Answer Book  
*NSS-antwoordeboek*

**National Senior Certificate/Nasionale Senior Sertifikaat (Grade 12/Graad 12) – November 2025** *Confidential/Vertroulik*

<b>CENTRE NUMBER</b> <i>SENTRUMNOMMER</i>							
--	--	--	--	--	--	--	--

[illegible]

DATE <i>DATUM</i>	
----------------------	--

BOOK NUMBER <i>BOEKNUMMER</i>		OF <i>VAN</i>		BOOKS <i>BOEKE</i>
----------------------------------	--	------------------	--	-----------------------

SUBJECT CODE VAKKODE					
-------------------------	--	--	--	--	--

PAPER NUMBER VRAESTELNOMMER	2
--------------------------------	---

SUBJECT NAME VAKNAAM	MATHEMATICS/ <i>WISKUNDE</i>
-------------------------	------------------------------

[illegible]

**CONTROLLED AND CERTIFIED CORRECT**  
(SURNAME AND INITIALS OF EA)  
**GEKONTROLEER EN AS KORREK**  
**GESERTIFISEER (VAN EN VOORLETTERS**  
**VAN EA)**

READ INSTRUCTIONS ON THE NEXT PAGE.  
LEES INSTRUKSIES OP DIE VOLGENDE BLADSY.

**This answer book consists of 27 pages./Hierdie antwoordeboek bestaan uit 27 bladsye.**

Copyright reserved/Kopiereg voorbehou

Please turn over/*Blaai om asseblief*

Thank you for choosing [www.ecexams.co.za](http://www.ecexams.co.za) to download examination documents.

PLEASE FOLLOW THESE INSTRUCTIONS CAREFULLY	VOLG ASSEBLIEF HIERDIE INSTRUKSIES NOUKEURIG
<ol style="list-style-type: none"> <li>Clearly write your examination number and centre number in the space provided and attach your barcode label in the space provided.</li> <li>Remember that your own name (or the name of your school) may not appear anywhere on or in this answer book.</li> <li>Answer ALL questions in the spaces provided.</li> <li>No pages may be torn from this answer book.</li> <li>Read the instructions printed on your timetable carefully as well as any other instructions which may be given in each examination paper.</li> <li>Candidates may not retain an answer book or remove it from the examination room.</li> <li>Answers must be written in black/blue ink as distinctly as possible. Do not write in the margins.</li> <li>Write the numbers of the questions you have answered on the front cover of the answer book where marks are to be recorded.</li> <li>If you require additional space for your answers: <ol style="list-style-type: none"> <li>Use the additional space provided at the end of the answer book.</li> <li>When answering a question in the additional space, indicate clearly the question number in the column on the LHS.</li> <li>Rule off after each answer.</li> </ol> </li> <li>Draw a neat line through any work/rough work that must not be marked.</li> </ol>	<ol style="list-style-type: none"> <li>Skryf jou eksamennommer en sentrumnummer duidelik in die ruimtes soos verskaf en plak jou stafieskodeplakker in die ruimte soos verskaf.</li> <li>Onthou dat jou eie naam (of die naam van jou skool) nie op of in hierdie antwoordeboek mag voorkom nie.</li> <li>Beantwoord ALLE vrae in die ruimtes wat voorsien is.</li> <li>Geen bladsye mag uit hierdie antwoordeboek geskeur word nie.</li> <li>Lees die instruksies wat op jou eksamenrooster gedruk is, sorgvuldig deur, asook enige ander instruksies wat op elke eksamenvraestel gegee word.</li> <li>Geen antwoordeboek mag deur die kandidaat behou of uit die eksamenlokaal verwyder word nie.</li> <li>Skryf die antwoorde so duidelik moontlik met swart/blou ink. Laat die kantlyne oop.</li> <li>Skryf die nommers van die vrae wat jy beantwoord het op die voorblad van die antwoordeboek waar die punte aangebring word.</li> <li>In geval jy bykomende ruimte benodig vir jou antwoorde: <ol style="list-style-type: none"> <li>Gebruik die bykomende ruimte wat aan die einde van die antwoordeboek voorsien word.</li> <li>As 'n vraag in die bykomende ruimte beantwoord word, dui duidelik die vraagnommer in die kolom aan die LK aan.</li> <li>Trek 'n lyn na elke antwoord.</li> </ol> </li> <li>Trek 'n netjiese lyn deur enige werk/rofwerk wat nie nagesien moet word nie.</li> </ol>



**QUESTION/VRAAG 1.**

<b>AGE OF CAR (IN YEARS)/ OUDERDOM VAN MOTOR (IN JAAR)</b>	<b>SELLING PRICE OF CAR (IN RAND)/ VERKOOPPRYS VAN MOTOR (IN RAND)</b>
2	293 000
3	265 000
3	256 000
4	219 000
4	241 000
4	246 000
6	226 000
6	176 000
7	154 000
7	180 000
8	148 000

	<b>Solution/Oplossing</b>	<b>Marks Punte</b>
1.1		(3)
1.2		(2)
1.3		(2)
1.4		(1)
		<b>[8]</b>

**QUESTION/VRAAG 2**

2.1

TIME, $t$ (IN MINUTES)/ TYD, $t$ (IN MINUTE)	CUMULATIVE FREQUENCY/ KUMULATIEWE FREKWENSIE
$0 < t \leq 20$	16
$0 < t \leq 40$	40
$0 < t \leq 60$	59
$0 < t \leq 80$	67
$0 < t \leq 100$	70

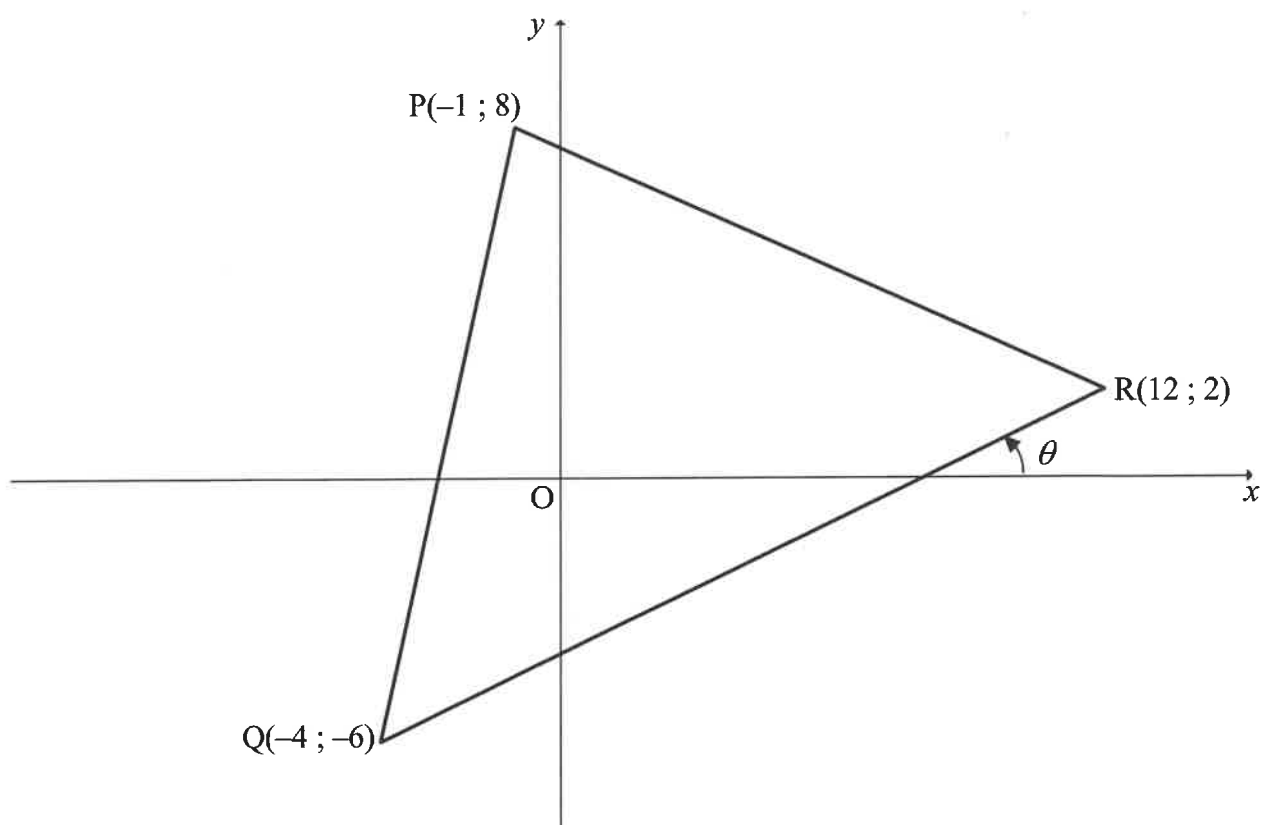
	Solution/Oplissing	Marks Punte
2.1.1		(1)
2.1.2		(2)
2.1.3	<p style="text-align: center;"><b>Histogram</b></p>	(3)

	<b>Solution/<i>Oplossing</i></b>	<b>Marks <i>Punte</i></b>
2.1.4		(1)

## 2.2

11	14	19	20	8	10	2	14
----	----	----	----	---	----	---	----

	Solution/ <i>Oplossing</i>	Marks <i>Punte</i>

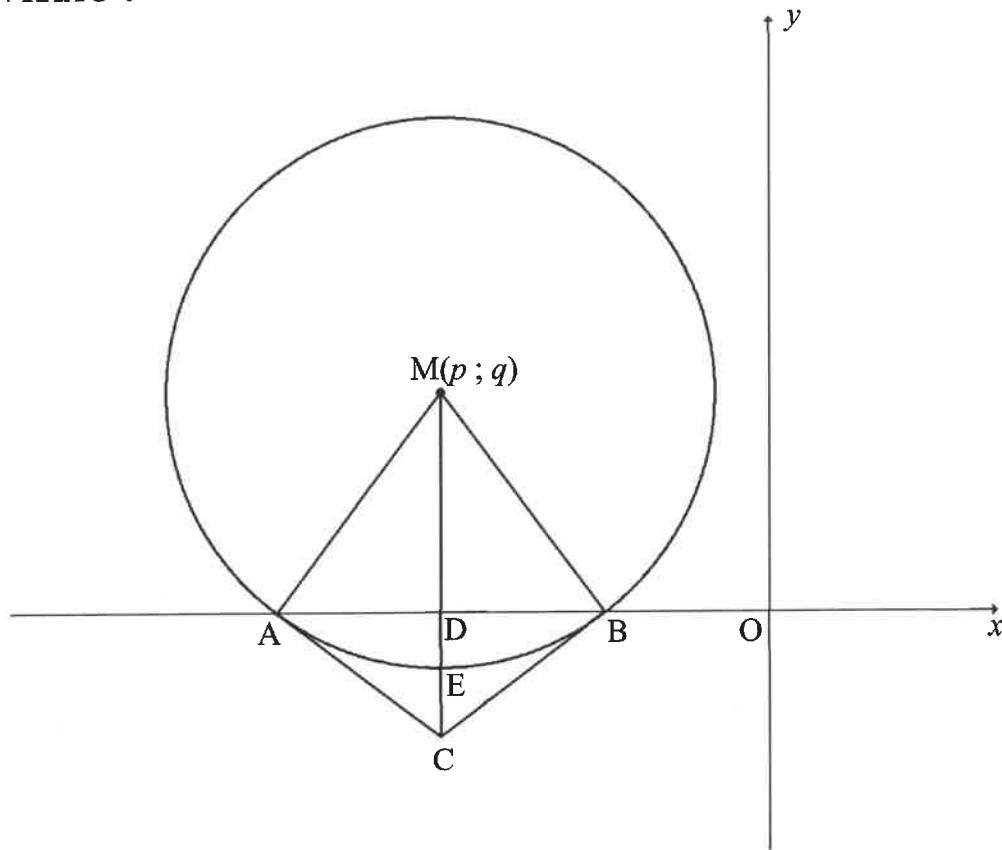
**QUESTION/VRAAG 3**

	<b>Solution/Oplossing</b>	<b>Marks Punte</b>
3.1		(2)
3.2		(2)
3.3		(2)

	Solution/Oplossing	Marks Punte
3.4		(2)
3.5		(2)
3.6		(5)

	<b>Solution/Oplossing</b>	<b>Marks Punte</b>
3.7		
		(3)
		<b>[18]</b>



**QUESTION/VRAAG 4**

	<b>Solution/Oplossing</b>	<b>Marks Punte</b>
4.1		(1)
4.2		(4)

	<b>Solution/Oplossing</b>	<b>Marks Punte</b>
4.3		(2)
4.4		(1)
4.5		(3)

	<b>Solution/Oplossing</b>	<b>Marks Punte</b>
4.6		(4)
4.7		(2)
4.8		(4)
		<b>[21]</b>

QUESTION/VRAAG 5

	Solution/Oplossing	Marks Punte
5.1.1		(2)
5.1.2		(5)
5.1.3		(4)

	<b>Solution/Oplossing</b>	<b>Marks Punte</b>
5.2.1		
		(4)
5.2.2		
		(2)
		<b>[17]</b>

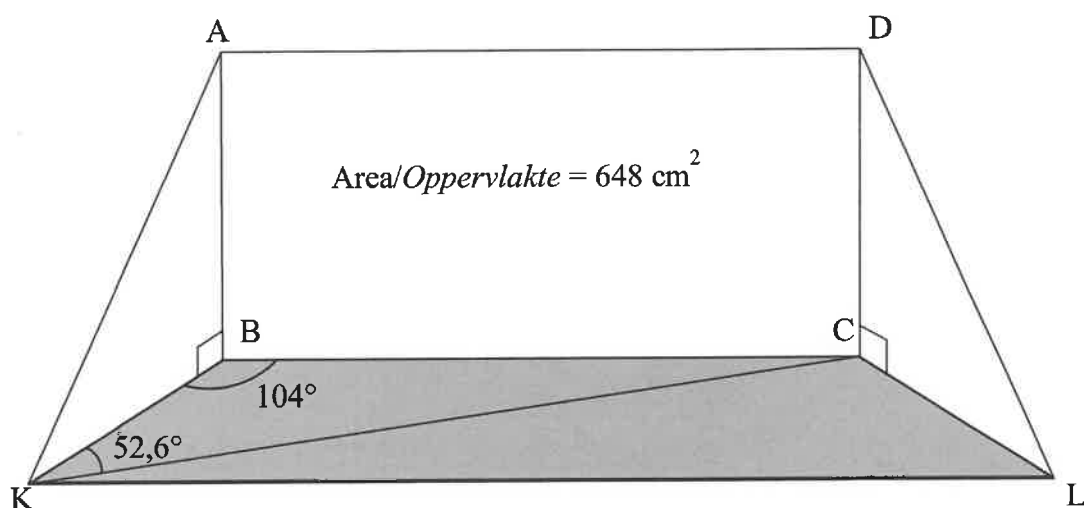
QUESTION/VRAAG 6

	Solution/Oplossing	Marks Punte
6.1		(6)
6.2		(7)
		[13]

### QUESTION/VRAAG 7

	Solution/ <i>Oplossing</i>	Marks <i>Punte</i>
7.1		
		(1)
7.2		(3)
7.3		
		(1)
7.4		
		(1)
7.5		
		(4)

**[10]**

**QUESTION/VRAAG 8**

	<b>Solution/Oplossing</b>	<b>Marks Punte</b>
8.1		(2)
8.2		(2)
8.3		(2)



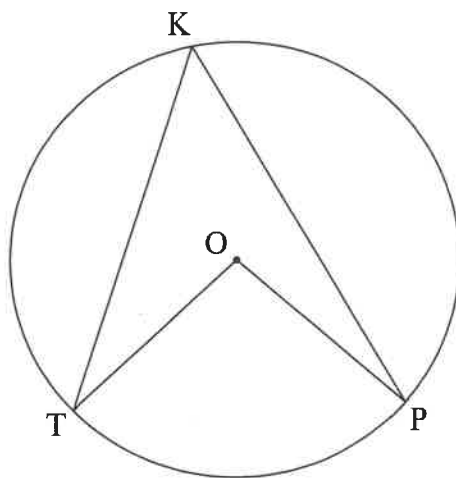
	<b>Solution/Oplossing</b>	<b>Marks Punte</b>
8.4		
		(4)
		[10]

Provide reasons for your statements in QUESTIONS 9, 10 and 11.

*Verskaf redes vir jou bewerings in VRAAG 9, 10 en 11.*

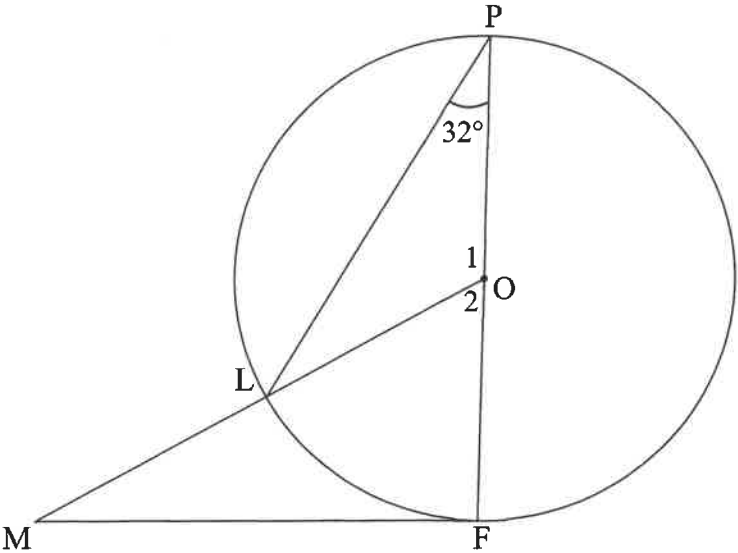
**QUESTION/VRAAG 9**

9.1

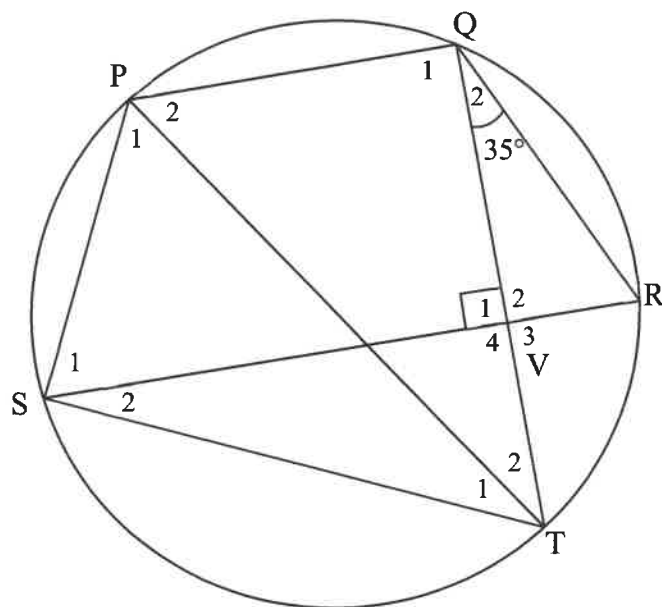


	<b>Solution/Oplossing</b>	<b>Marks Punte</b>
9.1		
		(5)

9.2



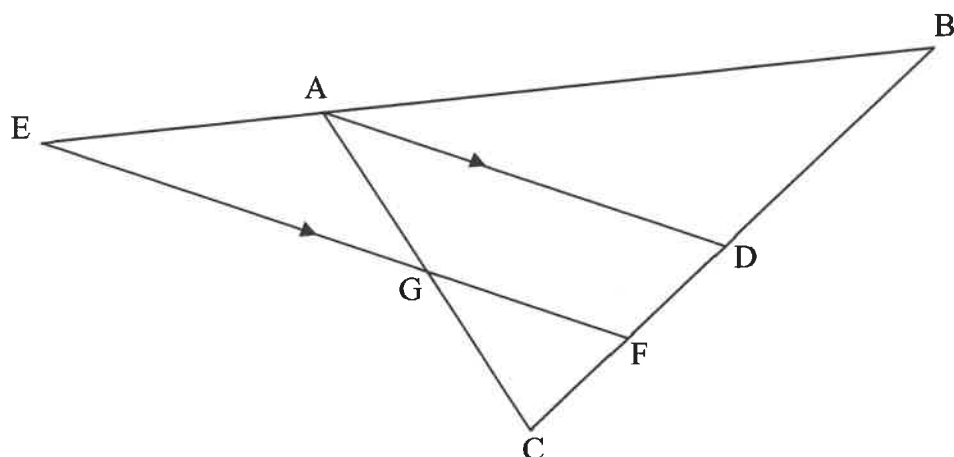
	Solution/Oplossing	Marks Punte
9.2.1		(2)
9.2.2		(3)
		[10]

**QUESTION/VRAAG 10**

	<b>Solution/Oplossing</b>	<b>Marks Punte</b>
10.1		(3)
10.2		(3)
10.3		(2)
		<b>[8]</b>

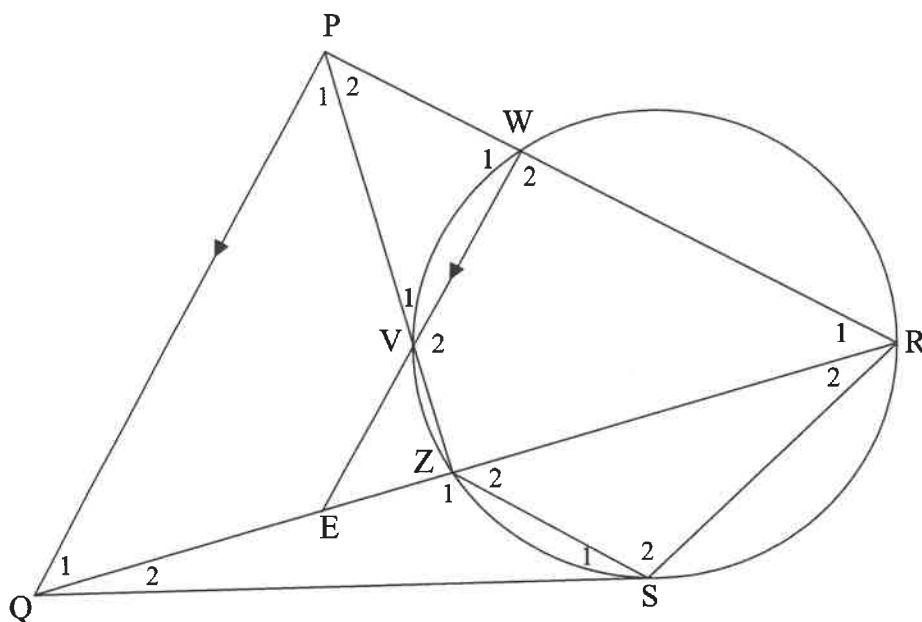
**QUESTION/VRAAG 11**

11.1



	<b>Solution/Oplissing</b>	<b>Marks Punte</b>
11.1.1		(2)
11.1.2		(4)
11.1.3		(4)

## 11.2

[illegible]

[illegible]

[illegible]



[illegible]

[illegible]

	Additional space/ <i>Bykomende ruimte</i>	Marks <i>Punte</i>
	TOTAL/TOTAAL:	

<b>RE-MARK/RE-CHECK HERMERK/HERSIEN</b>				
<b>Question <i>Vraag</i></b>	<b>Marks <i>Punte</i></b>			<b>Initials <i>Voorletters</i></b>
<b>1</b>				
<b>2</b>				
<b>3</b>				
<b>4</b>				
<b>5</b>				
<b>6</b>				
<b>7</b>				
<b>8</b>				
<b>9</b>				
<b>10</b>				
<b>11</b>				
<b>TOTAL TOTAAL</b>				
<b>HASH TOTAL KAF- TOTAAL</b>				